



RideKC MICRO TRANSIT

RideKC is working with an app partner to create a 6-month ride-hailing micro transit pilot in Johnson County

PILOT

SERVICE INFORMATION

Beginning February 2019, RideKC will offer an on-demand service to connect people to work, school, shopping and more!

When can I use it?

Monday-Friday 6 a.m.-8 p.m.

How much does it cost?

\$1.50 per ride

Where can I use it?

Service area boundaries are Shawnee Mission Pkwy. to the north, Metcalf Ave. to the east, Renner Rd. to the west and 119th St. to the south, and includes Mission Transit Center and KU Edwards Campus.



HOW IT WORKS

Request a Ride: Anyone within the service area boundaries can summon a ride using the mobile app. Simply enter in your destination address. You may also book a trip by calling 816.512.5510 or online at ondemand.transloc.com.

Pay your Fare: Pay \$1.50 per ride through the Microtransit app or with exact cash in vehicle. Transfer to RideKC Micro Transit with your bus pass or transfer card.

Enjoy the Trip: Your trip will be as direct as possible to your entered destination.

RideKC Micro Transit is operated by professional drivers from Kansas City Transportation Group (KCTG).

More information at RideKC.org/microtransit or call 816.512.5510 (24/7)

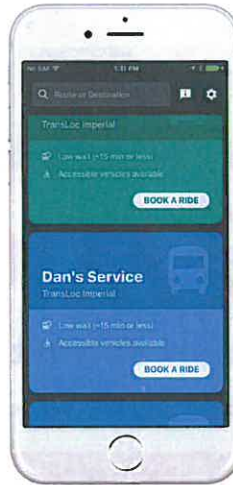
BOOK A TRIP

Follow the steps below to book your on-demand or in-advance ride.



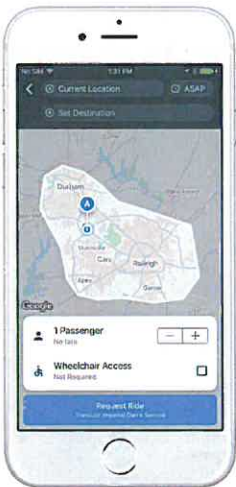
1

Scan the QR code or go to your app store and search "Microtransit" to download the app.



2

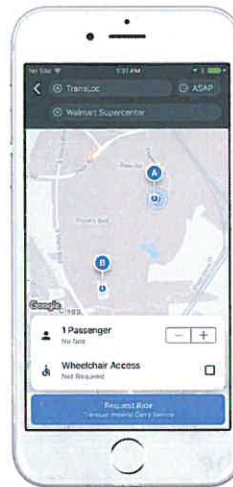
Open the app and review the available services. Choose the service you want to use by tapping "Book a Ride."



3

Confirm your pick-up location and select your drop-off location. These must be within the service's region parameters shown on the map.

Change your pick-up time by tapping "ASAP" and selecting a new time and date to schedule your ride ahead of time.



4

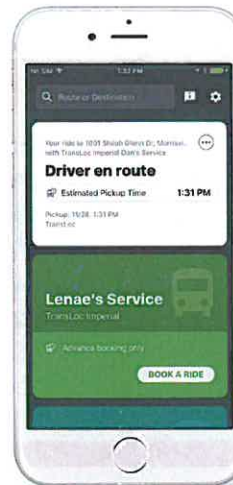
Select the number of passengers with you and if you need a wheelchair-accessible vehicle. Tap "Request Ride" when ready.



5

The first time you use the app, the system will require you to log in or create an account* with TransLoc (the company behind the app).

*This is a free account, and your information will not be shared, however, you will need to include your mobile phone number if you would like to receive text message notifications.



6

Stay informed on your ride status.

