





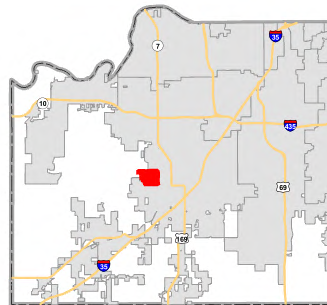


0 680 1,360 2,040 2,720 Feet

Date: 9/5/2024

-  PRECINCTS
-  USD MEMBER DISTRICT
-  DRAINAGE DISTRICT
-  WATER ONE SERVICE AREA
-  CITY BOUNDARY
-  RAILROADS



D113

Olathe 1-13