





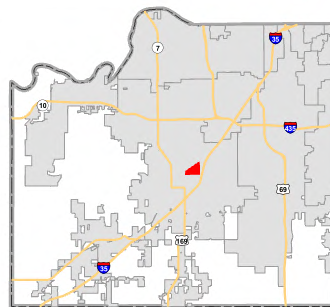


0 380 760 1,140 1,520 Feet

Date: 9/5/2024

-  PRECINCTS
-  USD MEMBER DISTRICT
-  DRAINAGE DISTRICT
-  WATER ONE SERVICE AREA
-  CITY BOUNDARY
-  RAILROADS



D201

Olathe 2-01