





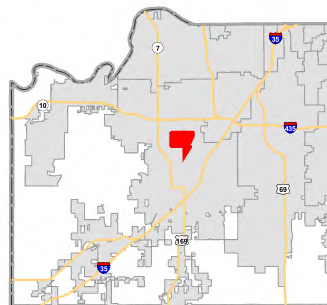


0 750 1,500 2,250 3,000 Feet

Date: 9/5/2024

-  PRECINCTS
-  USD MEMBER DISTRICT
-  DRAINAGE DISTRICT
-  WATER ONE SERVICE AREA
-  CITY BOUNDARY
-  RAILROADS



D222

Olathe 2-22