





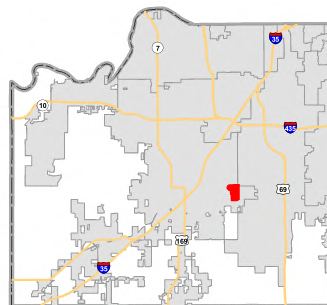


0 425 850 1,275 1,700 Feet

Date: 9/5/2024

-  PRECINCTS
-  USD MEMBER DISTRICT
-  DRAINAGE DISTRICT
-  WATER ONE SERVICE AREA
-  CITY BOUNDARY
-  RAILROADS



D316

Olathe 3-16