





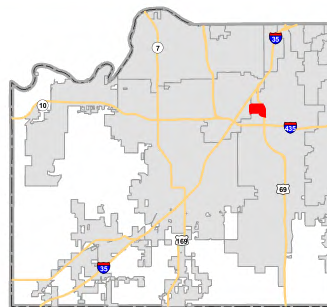


0 450 900 1,350 1,800 Feet

Date: 9/5/2024

-  PRECINCTS
-  USD MEMBER DISTRICT
-  DRAINAGE DISTRICT
-  WATER ONE SERVICE AREA
-  CITY BOUNDARY
-  RAILROADS



# N215

## Overland Park 2-15