





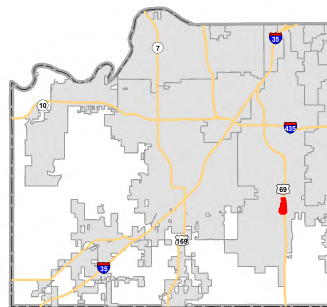


0 430 860 1,290 1,720 Feet

-  PRECINCTS
-  USD MEMBER DISTRICT
-  DRAINAGE DISTRICT
-  WATER ONE SERVICE AREA
-  CITY BOUNDARY
-  RAILROADS



Date: 9/5/2024

N621

Overland Park 6-21